

Fun with

# Art & Activity

-: Concept and Visualisation :-

Ekta Arora  
Saloni



NAME

CLASS

SCHOOL

# INDEX


S N.	Contents	Pages
1.	Puppy and Ball	3
2.	Fruits	4
3.	Basket	5
4.	Fish	6
5..	Scenery	7
6.	Caterpillar	8
7.	Balloons	9
8.	Activity	10
9.	Dog	11
10.	Frog	12
11.	Rocket	13
12.	Butterfly	14
13.	Making Flowers with Pencil Shaving	15
14.	Christmas Tree	16
15.	Apple	17
16.	Butterfly	18
17.	Leopard	19
18.	Paltu Home	20
19.	Beautiful House	21
20.	Bear	22

S N.	Contents	Pages
21.	Vase	23
22.	Elephant	24
23.	Tiger	25
24.	Fish	26
25.	Cake	27
26.	Rangoli	28
27.	Flowers / Ladyfinger Impression	29
28.	Rabbit and Squirrel /	30
29.	Star Fish / Matchsticks House	31
30.	Matchsticks House / Mushrooms	32



# PUPPY AND BALL

Colour the puppy and ball according to the clues given.



 **Let Me Answer**

- \* Whose young one a puppy is?
- \* How dog helps us?

A  Excellent	B  Good	C  Fair
---	--	--

Teacher's Remark

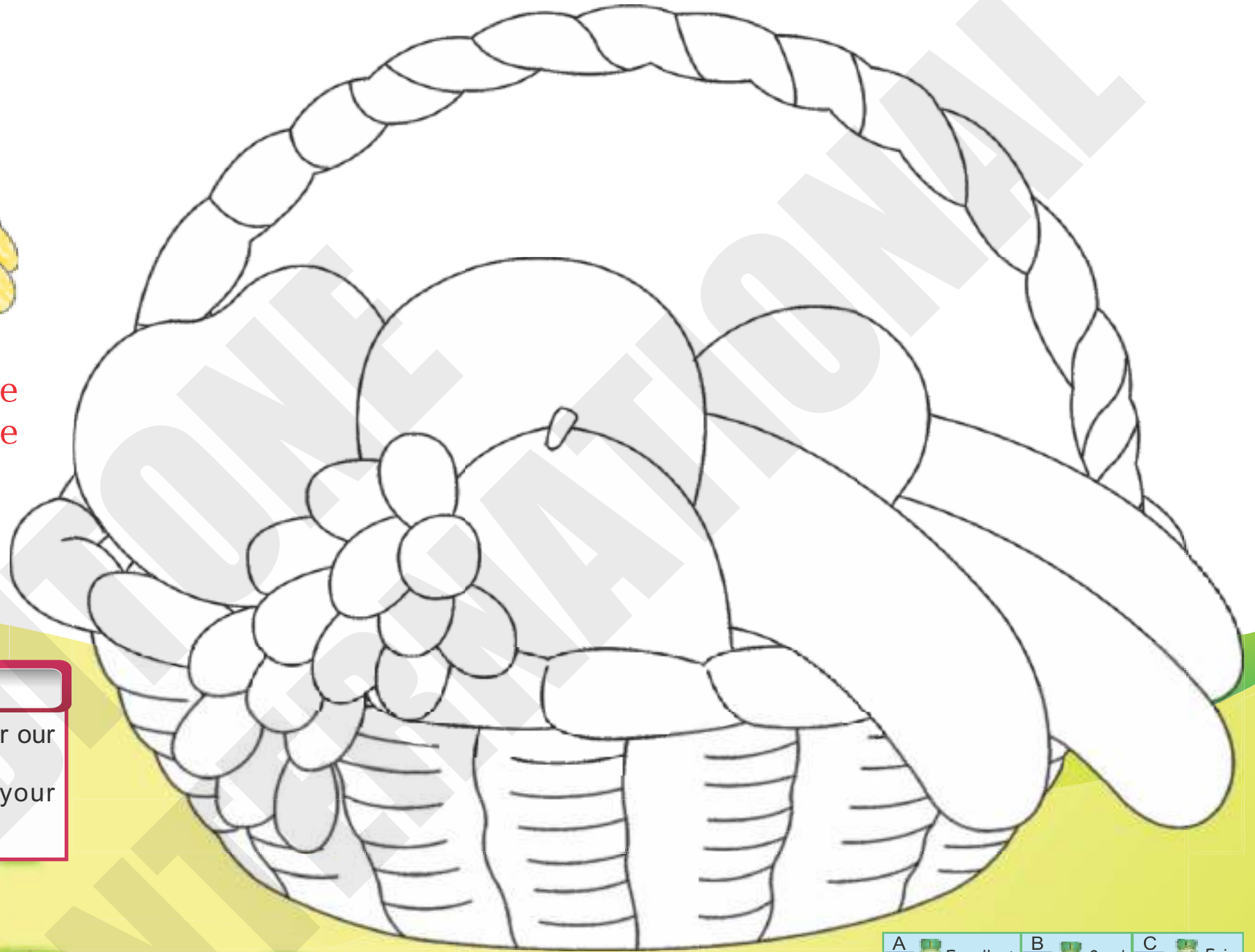


# FRUITS

Wow ! Fruits are fresh and yum. Do you want to eat them? Then quickly colour them using wax crayons.



Q.1- Let's name all the fruits we see here in the basket.



## Let Me Answer

- \* Why fruits are important for our body?
- \* What is the colour of your favourite fruit?



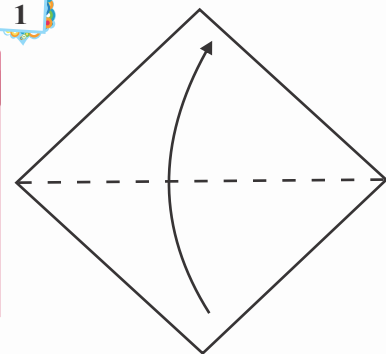
# BASKET

Let's make a basket by using origami sheet.



## Let Me Answer

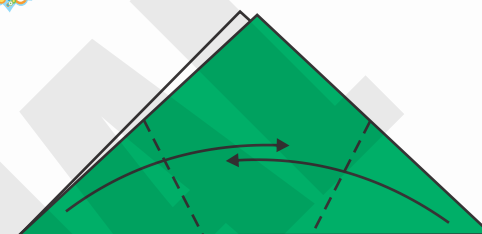
- \* Can you name any other word that starts from the letter 'B'?
- \* What would you like to keep in this paper basket?



Turn in half.

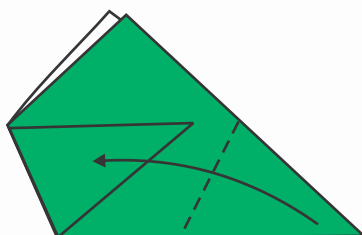


2



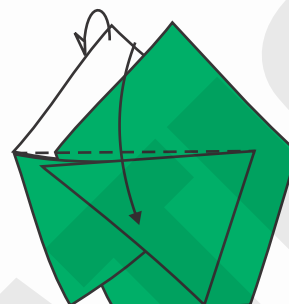
Fold the right and the left corners.

3



Do like this.


4



Fold the top layer of the triangle forward and the bottom layer backwards and line firmly.



5



It is completed.




A	Excellent	B	Good	C	Fair
<input type="checkbox"/>		<input type="checkbox"/>		<input type="checkbox"/>	

Teacher's Remark

# Fish

Take different types of cereal. Paste them as shown in steps and make an attractive fish.



## Let Me Answer

- \* What is the first letter of the word Fish?
- \* Where does a fish lives?

Teacher's Remark

A		Excellent	B		Good	C		Fair
---	--	-----------	---	--	------	---	--	------



# SCENERY

Complete this beautiful scene with attractive crayon colours.



Let Me Answer

- \* How can we save water?
- \* How can we protect our nature?


A  Excellent	B  Good	C  Fair
<input type="checkbox"/>	<input type="checkbox"/>	<input type="checkbox"/>

Teacher's Remark

# CATERPILLAR

Colour the uncoloured portion with crayons and paste small pieces of wool to make caterpillar's hair.






 **Let Me Answer**

\* How many 'L' are there in the word caterpillar?



Teacher's Remark


A	 Excellent	B	 Good	C	 Fair
<input type="checkbox"/>		<input type="checkbox"/>		<input type="checkbox"/>	






# BALLOONS

Let's learn how to paint the pictures with thumb impression.




 **Let Me Answer**

- \* Can you count how many balloons are there?
- \* How do you use balloons ?

A  Excellent	B  Good	C  Fair
<input type="checkbox"/>	<input type="checkbox"/>	<input type="checkbox"/>

Teacher's Remark

Dip your thumb in various shades of colours and put the impression on the balloons. Look at flying balloons.

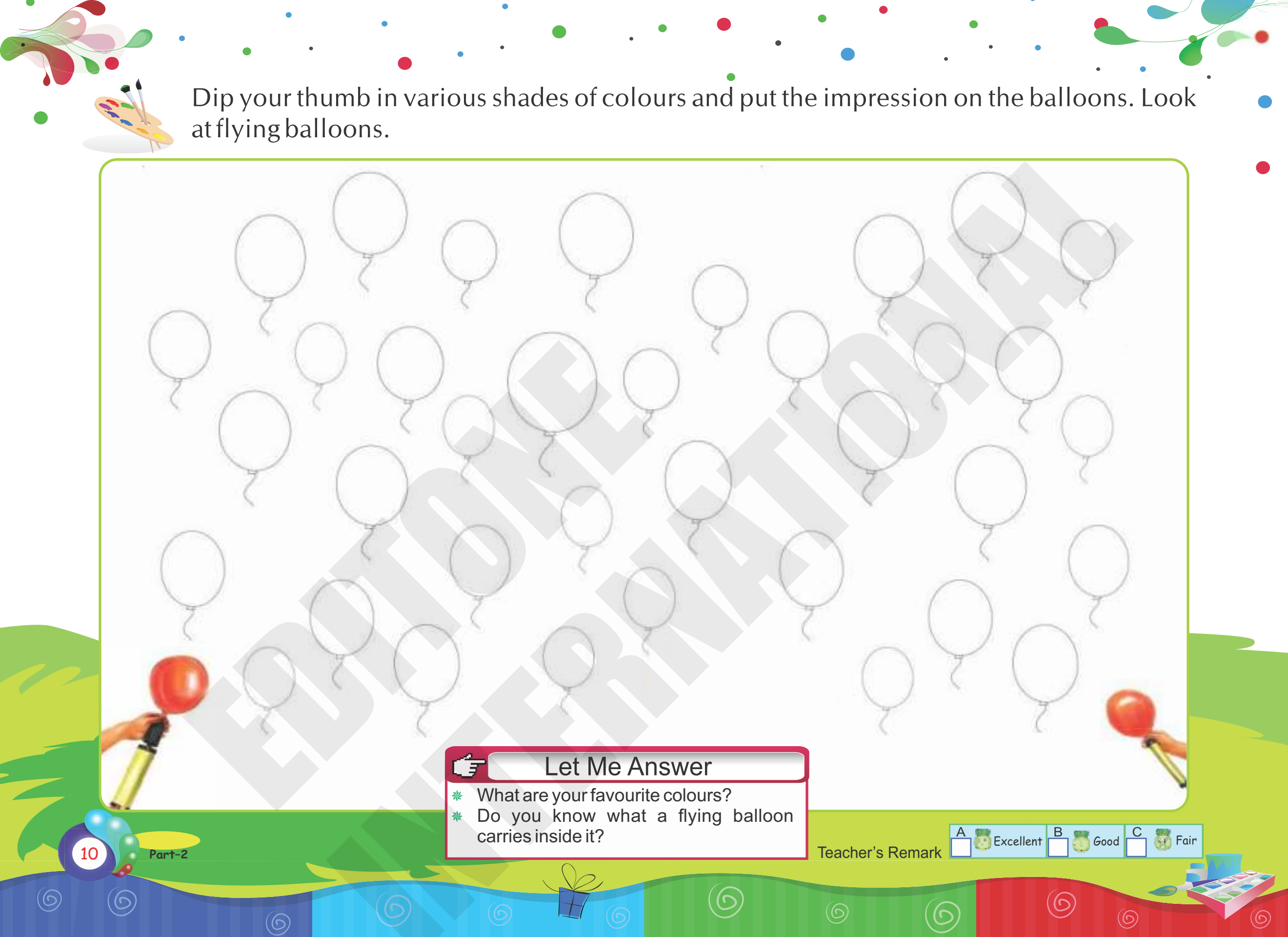


### Let Me Answer

- \* What are your favourite colours?
- \* Do you know what a flying balloon carries inside it?

Teacher's Remark

A		Excellent	B		Good	C		Fair
<input type="checkbox"/>			<input type="checkbox"/>			<input type="checkbox"/>		



# DOG

Pinku is getting late for painting competition. Colour his basket of crayons and Pinku's pet to complete the picture.



## Let Me Answer

- \* What is this dog holding in his mouth?
- \* How many letters are there in the word 'Dog'?




A	Excellent	B	Good	C	Fair
---	-----------	---	------	---	------


Teacher's Remark

# FROG


Follow easy steps to make smiley frog.




Draw three ovals.




Draw another ovals for eyes and line for face.






Complete the picture by drawing other shapes.



 **Let Me Answer**

- \* Where does a frog live?
- \* What it eats?


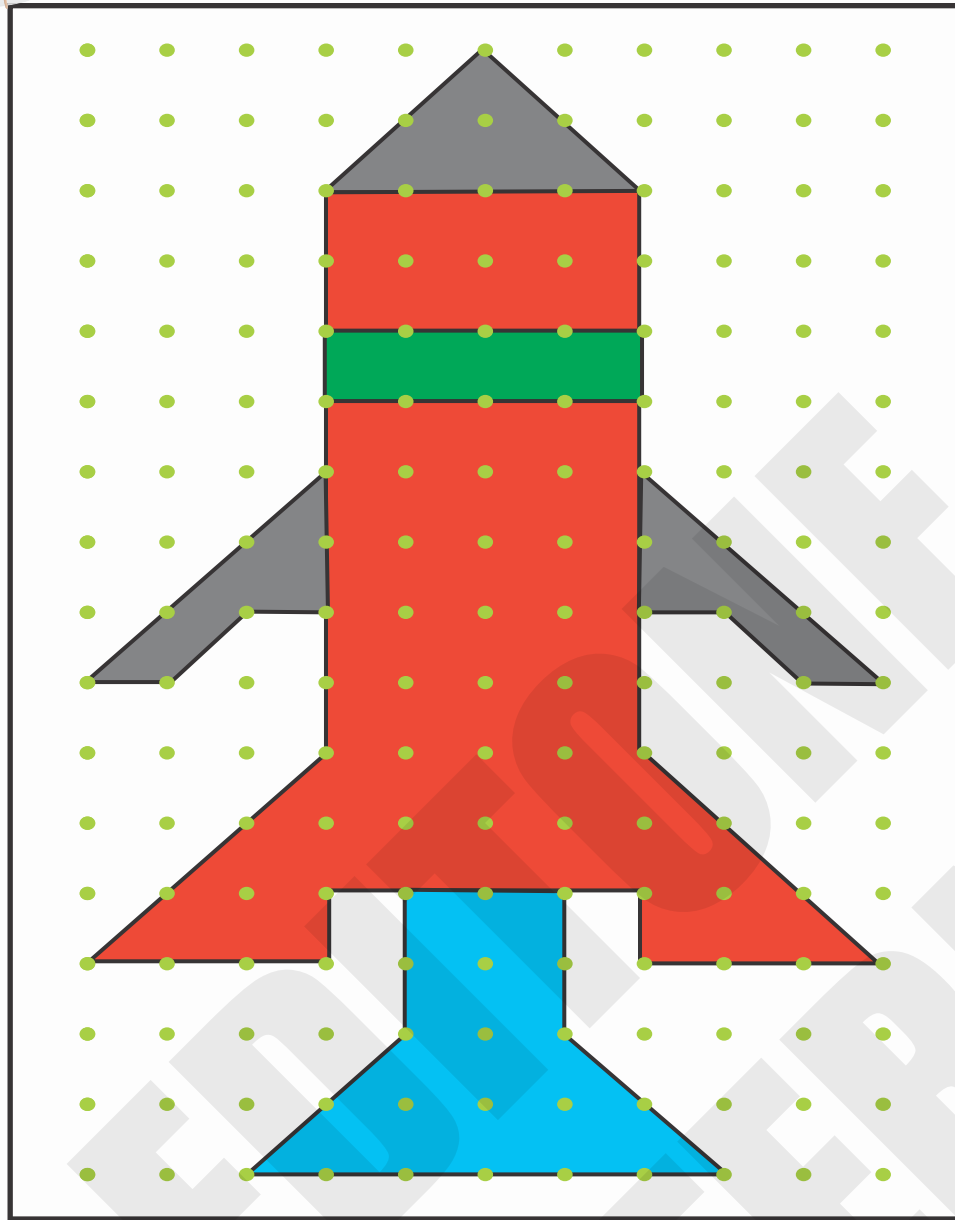
Teacher's Remark

A  Excellent	B  Good	C  Fair
<input type="checkbox"/>	<input type="checkbox"/>	<input type="checkbox"/>



# ROCKET

Observe the drawing of the rocket. Now redraw the same by joining dots.



Let Me Answer


- \* Where does a rocket fly?
- \* What kind of transport a rocket is?

A		Excellent	B		Good	C		Fair
<input type="checkbox"/>			<input type="checkbox"/>			<input type="checkbox"/>		

Teacher's Remark

# BUTTERFLY

Butterfly Butterfly, I know you wanna fly. Colour the butterfly nicely to let it fly.



**Let Me Answer**

- \* What do you think a butterfly likes most?
- \* What kind of creature a butterfly is?



A	<input type="checkbox"/>	Excellent	B	<input type="checkbox"/>	Good	C	<input type="checkbox"/>	Fair
---	--------------------------	-----------	---	--------------------------	------	---	--------------------------	------



# MAKING FLOWERS WITH PENCIL SHAVINGS

Paste pencil shavings for petals of flowers. Apply glue in the center part of flowers and spread tea powder carefully.



## Let Me Answer

- \* How many flowers can you count in this picture?
- \* Name your favourite flower and tell why do you like it?



A  Excellent B  Good C  Fair

Teacher's Remark

Part-2

15

# CHRISTMAS TREE

Paste thermocol balls and cut colourful paper to paste it on the tree.  
Follow reference to get best results.

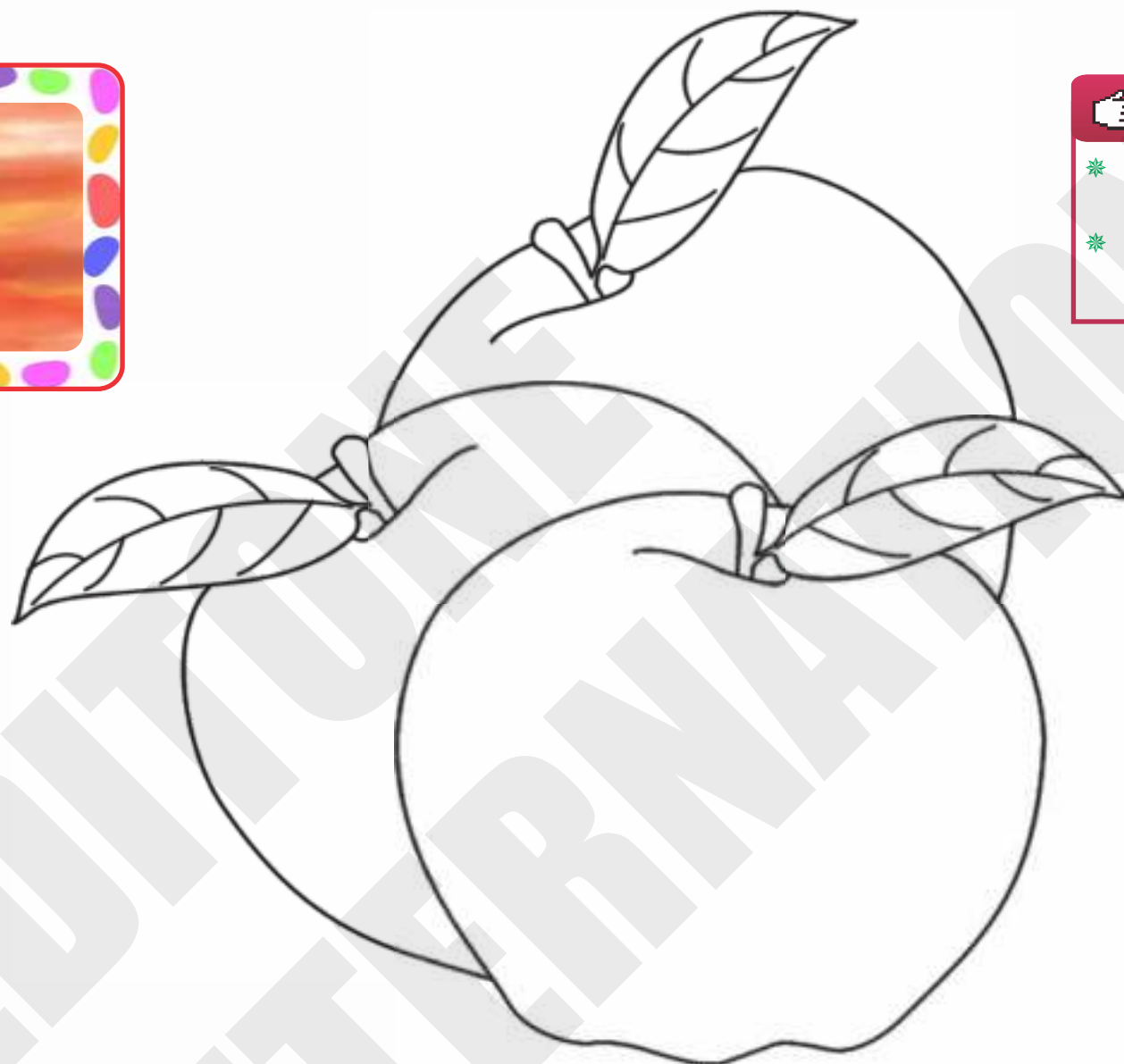


## Let Me Answer

- \* What do you see at the top of this Christmas tree?
- \* When do we celebrate Christmas?

# APPLE

Trace this figure with different crayons colours. Now apply red and orange water colour over the picture with cotton and complete it.



## Let Me Answer

- \* How many apples can you count in this picture?
- \* What is the colour of the seed of an apple?

A	Excellent	B	Good	C	Fair
<input type="checkbox"/>		<input type="checkbox"/>		<input type="checkbox"/>	


Teacher's Remark

# BUTTERFLY



**COLLAGE WORK:** Take out coloured printed pages from old newspapers or magazines and tear them into small pieces.

Now arrange them in appealing colour-scheme and paste these with glue within the out-line of the butterfly.




## Let Me Answer

- \* Tearing paper and creating a collage is fun. Isn't it?
- \* Which colour butterfly do you like?

# LEAPARD (VEGETABLE PRINT)

To complete the leopard you have to follow the given instructions.

- First colour the leopard's whole body with yellow colour.
- To create black spots over the leopard's body, take a lady finger, cut from the middle, dip it into the black water colour and put impressions on its body.



## Let Me Answer


- \* What kind of animal a leopard is?
- \* Where does a leopard live?

A	 Excellent	B	 Good	C	 Fair
---	---	---	--	---	--

Teacher's Remark

# PALTU HOME

Make Paltu's home and paste ice-sticks with glue. Colour it with crayons of your choice.




## Let Me Answer

- \* What do we call a dog's home?
- \* How dog helps us?



# BEAUTIFUL HOUSE

It is nice to live in a decorated house. Colour the picture brightly.



## Let Me Answer



- \* What do you find interesting in this funny house?
- \* How can you make a house look beautiful?

A		Excellent	B		Good	C		Fair
<input type="checkbox"/>			<input type="checkbox"/>			<input type="checkbox"/>		

Teacher's Remark

# BEAR

Make the picture more creative by filling it with words. Write the words in different colours.





Let Me Answer

- \* Where does a bear live?
- \* What is the colour of a bear?


# VASE

Tear and paste glaze paper of different colours to make the vase more attractive and colour the leaves and flowers with crayons according to the reference given.



 **Let Me Answer**


- \* Where do we keep a flower vase?
- \* Do you know how to decorate it?

A  Excellent	B  Good	C  Fair
---	--	--

Teacher's Remark


# ELEPHANT

Paste black seeds on the blank portion of elephant and colour the picture according to the reference given.



# TIGER

Paste the pulses of yellow colour on the tiger's body and colour the uncoloured portion.



## Let Me Answer

- \* How does a tiger roar ?
- \* Where can we find a tiger?

1


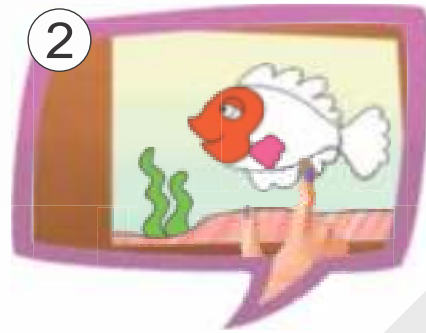

2


A	Excellent	B	Good	C	Fair
<input type="checkbox"/>		<input type="checkbox"/>		<input type="checkbox"/>	

Teacher's Remark


# FISH

Give a black outline and make thumb impressions on the fins of the fish and also paste coloured paper on the body and colour rest of the picture.



 **Let Me Answer**

- \* How does a fish breathe?
- \* Where does a fish live?



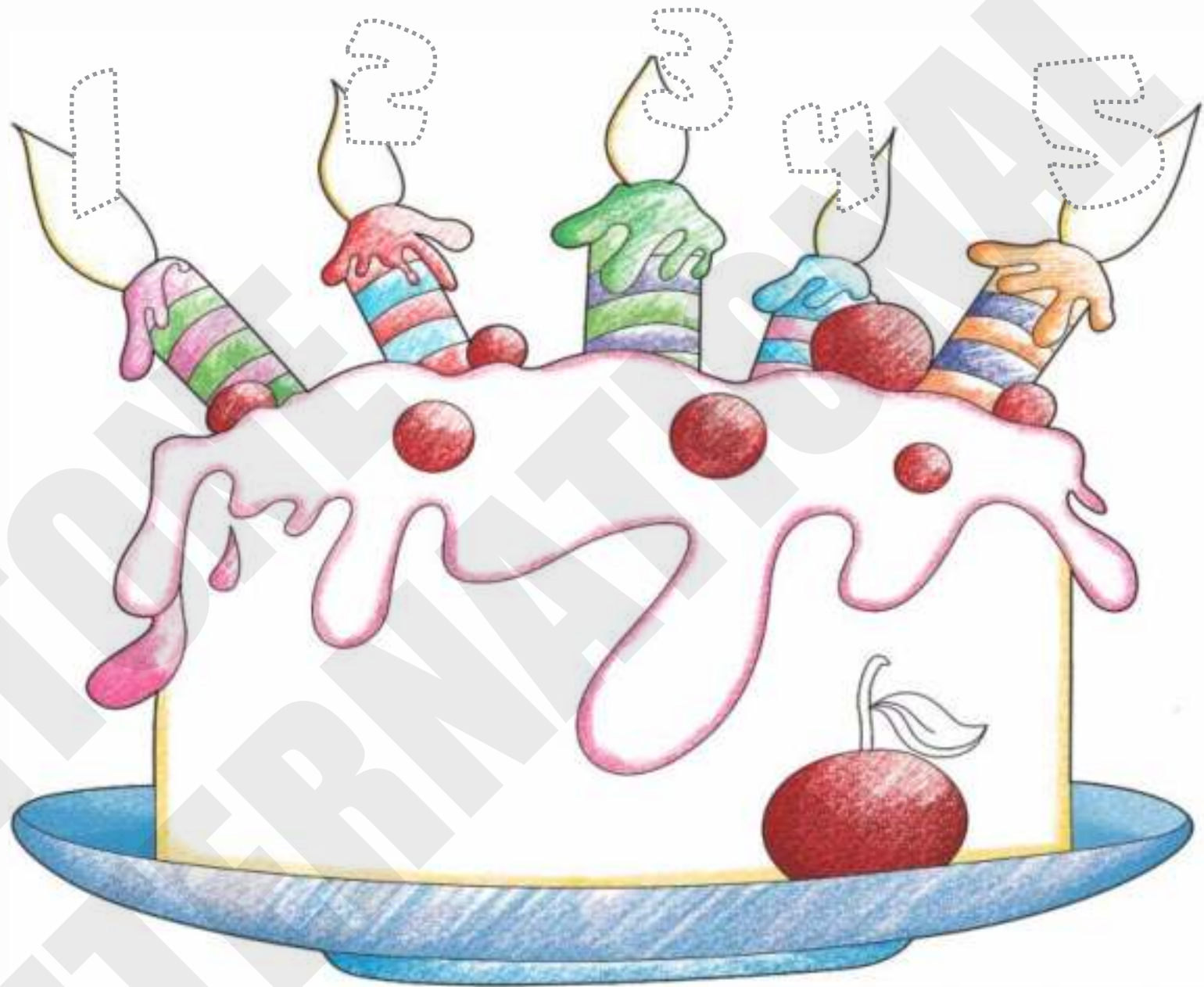
# CAKE

Colour the cake carefully with your favourite colours. Use golden colour glitter for the candle flames and fill any colour in the numbers.



## Let Me Answer

- \* When do you cut a cake?
- \* Which is your favourite cake?




A	Excellent	B	Good	C	Fair
<input type="checkbox"/>		<input type="checkbox"/>		<input type="checkbox"/>	

Teacher's Remark

# RANGOLI

Colour the rangoli with bright colours as shown. Rangoli is basically designed on festivals.



## Let Me Answer

- \* What other shapes can we use to make Rangoli?
- \* What is the other name of Rangoli?



# FLOWERS



Honey bees are not happy to see the dull flowers. Make the flowers beautiful using attractive glitters. Use crayons to colour the leaves.



## Let Me Answer

- \* How flowers add beauty to the nature?
- \* What do we get from honey bee?



# LADYFINGER IMPRESSION

Do you know that these are impressions of the piece of ladyfinger dabbled in various colours. Let's do the same in the other brinjal.



## Let Me Answer

- \* What is the colour of brinjal?
- \* What is the other name for brinjal?



A	Excellent	B	Good	C	Fair
<input type="checkbox"/>		<input type="checkbox"/>		<input type="checkbox"/>	

Teacher's Remark

## RABBIT AND SQUIRREL

Rabbit and squirrel are waiting to be coloured. Complete the scene in the same pattern as indicated.



Let Me Answer

- \* What a squirrel likes to eat?
- \* What rabbits like to eat?

## TORTOISE

Tinku and his tortoise are in playing mood. Add more joy by putting colours in it.

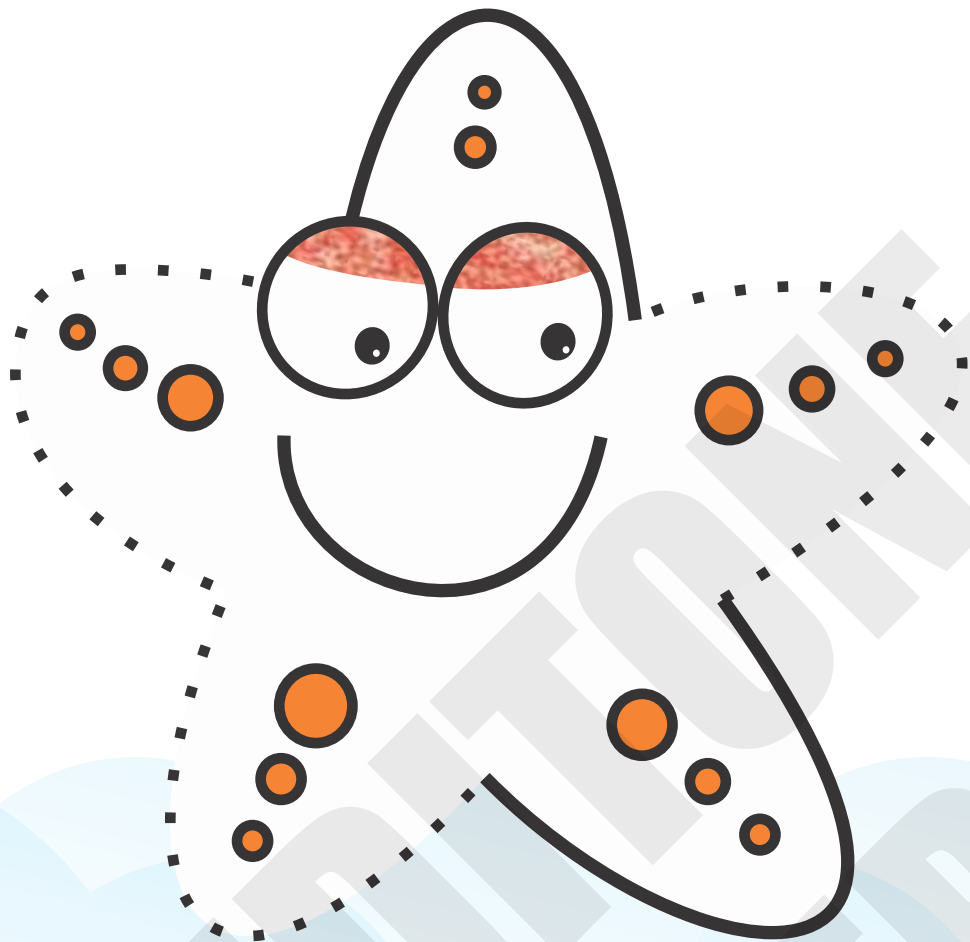


Let Me Answer

- \* How many letter 'T' are there in the word Tortoise?
- \* Where does a tortoise live?

# STAR FISH

Join the dots to reveal a beautiful water animal. Make it more beautiful by filling bright colour of your choice.



**Let Me Answer**

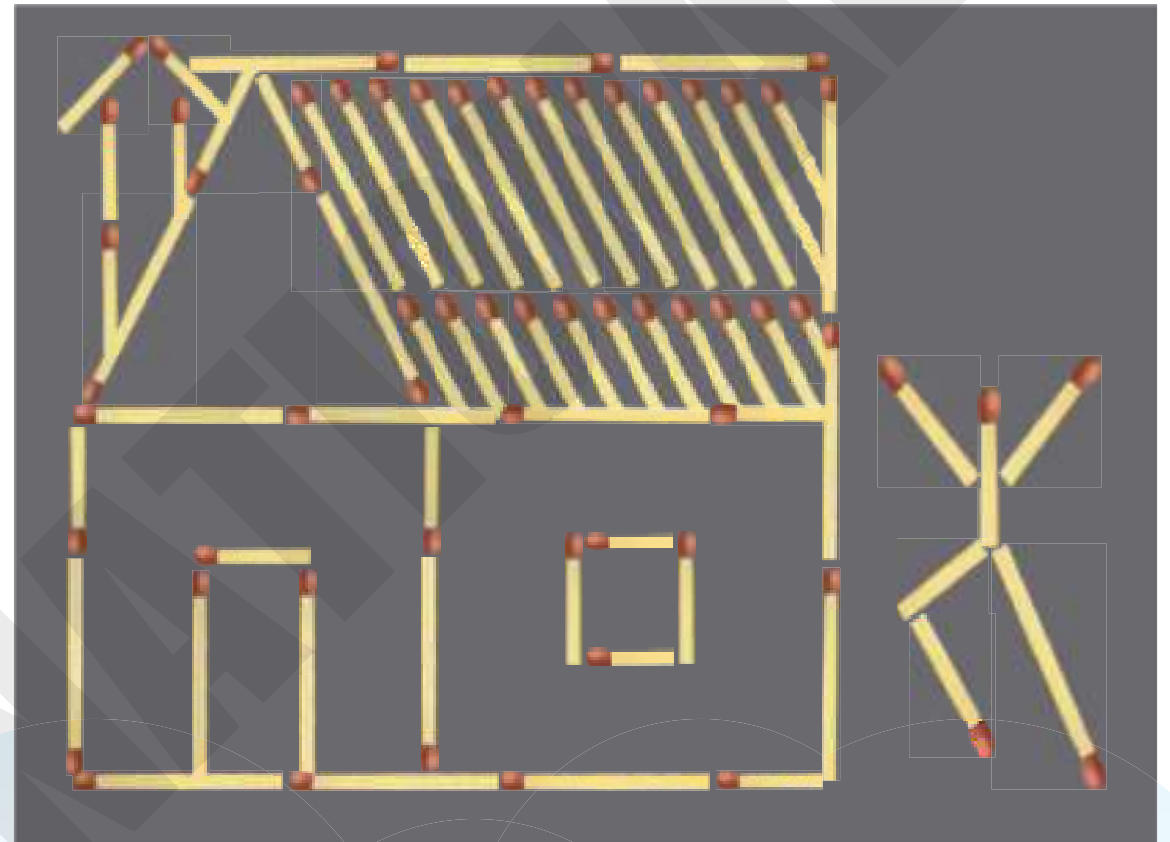
- \* How many letters are there in 'Star Fish'?
- \* Where can we find a starfish?

A	Excellent	B	Good	C	Fair
---	-----------	---	------	---	------

Teacher's Remark

# MATCHSTICKS HOUSE

Look at the patterns which show matchsticks house.

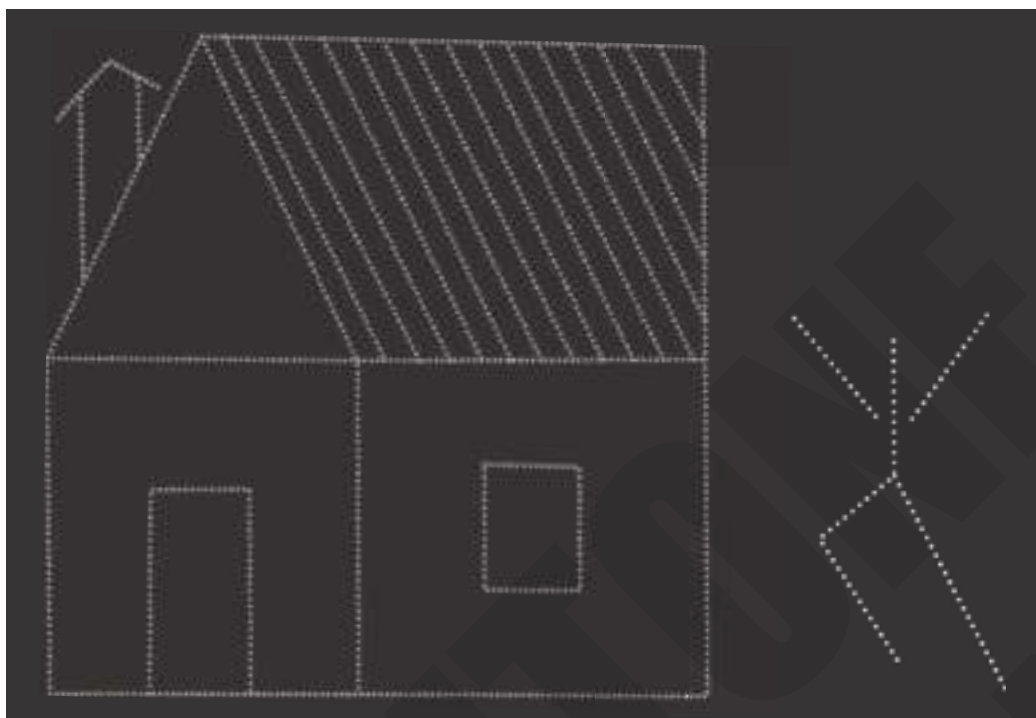


**Let Me Answer**

- \* Which colours do you see in a matchsticks?

# MATCHSTICKS HOUSE

Complete the house by pasting matchsticks as shown in the method on previous page.

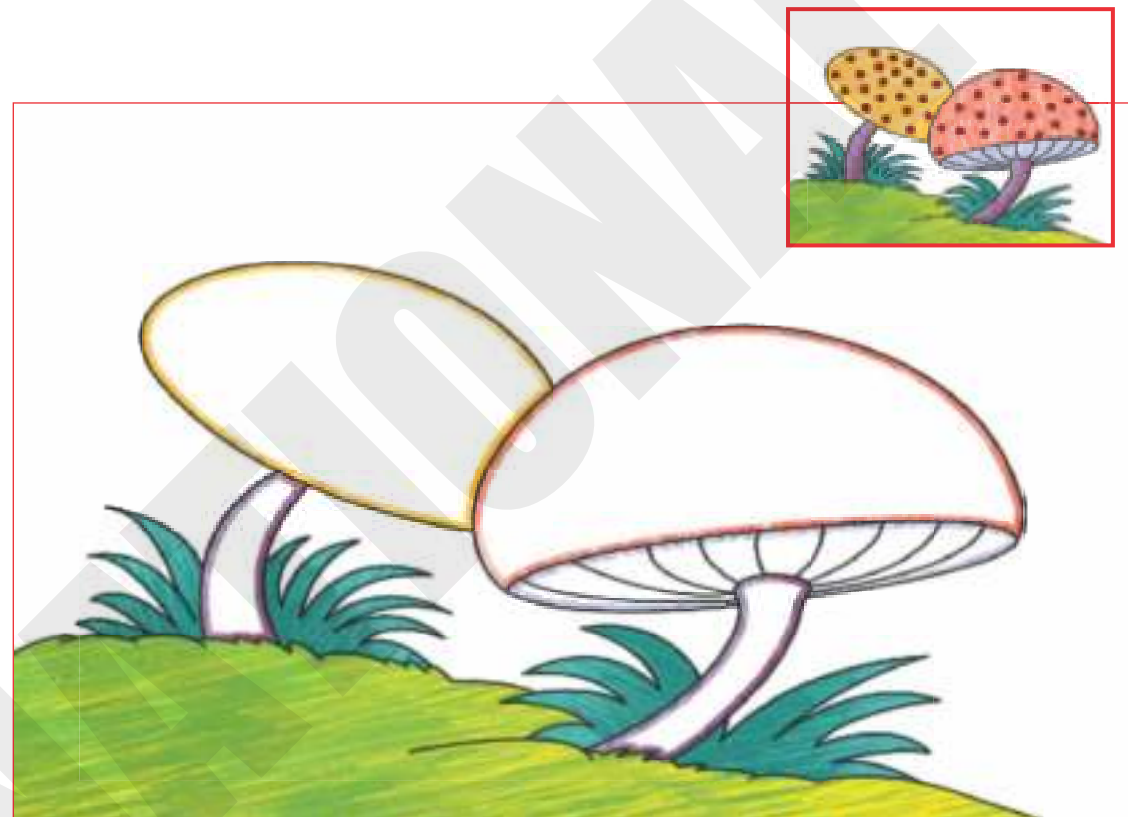


## Let Me Answer

- \* How many matchsticks are used to make this house?

# MUSHROOMS

Use crayons and bindis to make the picture of mushrooms as shown in smaller picture:



## Let Me Answer

- \* Can you spell "Mushroom".
- \* Where does a mushroom grow on the ground or on the branches of tree?